

COUNTY OF GILLESPIE

Kelly Eckhardt
County Treasurer

Gillespie County Courthouse
101 West Main Street, Unit #5
Room 106

Office 830-997-6521
Fax 830-990-2307

FREDERICKSBURG, TEXAS
78624-3700

AFFIDAVIT


I, Kelly Eckhardt, Treasurer, in and for the County of Gillespie, State of Texas, hereby submit the attached report of investment transactions for all invested funds held by Gillespie County Treasurer for the month ending October 31, 2020 and I certify that these investments are in compliance with the local investment policy and the Public Funds Investment Act.




Kelly Eckhardt, Gillespie County Treasurer

October 2020 Total Investment Pools	\$ 4,837,294.65
October 2020 Total Collateralized CDs	\$ 3,047,834.41
October 2020 Total Brokered CDs	\$ 2,963,000.00
October 2020 Total Collateralized Sweep Accounts	\$ 14,163,582.48
October 2020 Total Invested Funds	\$ 25,011,711.54


Presented, examined, and accepted at the regular term of Commissioners' Court on this the 8th day of February, 2021.



Mark Stroehrer, County Judge



Charles Ehlers, Commissioner, Pct.1




Keith Kramer, Commissioner, Pct.2



Dennis Neffendorf, Commissioner, Pct.3



Donnie Schuch, Commissioner, Pct.4



Mary Lynn Rusche, County Clerk

Corrected

Gillespie County Investments
10/31/2020

Investment Pool Issuer	Maturity Date	Avg Int Rate	10/1/2020	Interest	Transfers to SSB&T Operating Account	Changes in Principal	10/31/2020
Texas Class-General Fund	on Demand	0.18%	\$1,563,526.38	\$234.58	\$0.00		\$1,563,760.96
Texas Class-GOB Series 2013	on Demand	0.18%	\$102,637.21	\$15.40	\$0.00		\$102,652.61
TexPool-General Fund	on Demand	0.13%	\$3,170,521.73	\$359.35	\$0.00		\$3,170,881.08
Total Investment Pools			\$4,836,685.32	\$609.33	\$0.00		\$4,837,294.65
Average Investment Pool Rate		0.16%					
Collateralized CD Issuer	Maturity Date	Interest Rate	10/1/2020	Interest	Transfers to SSB&T Operating Account	Changes in Principal	10/31/2020
SSB&T-0220	3/11/2021	2.10%	\$255,305.31	\$439.46	\$0.00	\$0.00	\$255,744.77
SSB&T-4120	9/1/2021	2.15%	\$500,000.00	\$1,791.67	(\$1,791.67)	\$0.00	\$500,000.00
SSB&T-0055	9/4/2021	2.15%	\$306,519.79	\$540.18	\$0.00	\$0.00	\$307,059.97
SSB&T-0253	10/3/2021	2.00%	\$407,411.33	\$667.89	\$0.00	\$0.00	\$408,079.22
SSB&T-0576	12/10/2021	1.75%	\$354,630.12	\$508.69	\$0.00	\$0.00	\$355,138.81
SSB&T-0154	9/11/2021	0.55%	\$255,050.35	\$115.29	\$0.00	\$0.00	\$255,165.64
Total SSB&T Collateralized CDs			\$1,823,866.55	\$4,063.18	(\$1,791.67)	\$0.00	\$2,081,188.41
Average SSB&T CD Rate		1.78%					
Texas Regional Bank-7966	10/30/2020		\$101,364.38	\$149.96		(\$101,514.34)	\$0.00
Texas Regional Bank-7967	10/30/2020		\$101,364.38	\$149.96		(\$101,514.34)	\$0.00
Texas Regional Bank-4948	11/28/2020	1.65%	\$151,875.09	\$205.97			\$152,081.06
Texas Regional Bank-0285	12/15/2020	1.65%	\$101,250.04	\$137.31			\$101,387.35
Texas Regional Bank-4860	7/19/2021	1.57%	\$101,247.48	\$130.65			\$101,378.13
Texas Regional Bank-7440	8/2/2021	2.05%	\$306,698.49	\$516.77			\$307,215.26
Texas Regional Bank-4048	8/11/2021	1.80%	\$101,364.38	\$149.96			\$101,514.34
Texas Regional Bank-7966	10/30/2021	0.35%	\$101,514.34	\$0.00			\$101,514.34
Texas Regional Bank-7967	10/30/2021	0.35%	\$101,514.34	\$0.00			\$101,514.34
Total Texas Regional Bank Collateralized CDs			\$1,168,192.92	\$1,440.58	\$0.00	(\$203,028.68)	\$966,604.82
Average Collateralized CD Rate		1.56%					

Gillespie County Investments
10/31/2020

Brokered CD Issuer	Maturity	Interest	10/1/2020	Accrued Interest	Transfers to SSB&T Operating Account	Changes in Principal	10/31/2020	10/1/2020	10/31/2020
FNC-Valley National Bank	4/8/2021	1.25%	\$246,000.00	\$1,735.48			\$246,000.00	\$247,530.12	\$247,303.80
FNC-Truist Bank	4/20/2021	1.15%	\$247,000.00	\$1,501.96			\$247,000.00	\$248,491.88	\$248,286.87
FNC-Wex Bank	7/9/2021	1.25%	\$241,000.00	\$181.58	(\$1,510.38)		\$241,000.00	\$243,193.10	\$242,990.66
Total FNC Brokered CDs			\$734,000.00	\$3,419.02	(\$1,510.38)	\$0.00	\$734,000.00	\$739,215.10	\$738,581.33
Average FNC Brokered CD Rate		1.22%							
MSB-Ally Bank	6/14/2021	2.40%	\$247,000.00	\$2,273.75	\$0.00		\$247,000.00	\$251,060.68	\$250,601.26
MSB-Goldman Sachs	6/14/2021	2.40%	\$247,000.00	\$2,289.99	\$0.00		\$247,000.00	\$251,060.68	\$250,601.26
MSB-Morgan Stanley Private Bank	6/14/2021	2.45%	\$246,000.00	\$2,311.73	\$0.00		\$246,000.00	\$250,132.80	\$249,665.40
MSB-University Iowa Community CU	6/14/2021	2.45%	\$249,000.00	\$501.41	(\$501.41)		\$249,000.00	\$253,165.77	\$252,710.10
MSB-BMW Bank North America	8/30/2021	1.55%	\$248,000.00	\$674.02	\$0.00		\$248,000.00	\$251,357.92	\$251,077.68
MSB-Morgan Stanley	12/13/2021	1.75%	\$247,000.00	\$1,669.79	\$0.00		\$247,000.00	\$251,915.30	\$251,633.72
MSB-Bellico Cr Un	3/30/2022	1.30%	\$249,000.00	\$0.00	(\$274.92)		\$249,000.00	\$253,414.77	\$253,242.96
MSB-American Express	3/31/2022	1.35%	\$248,000.00	\$284.35	(\$1,678.59)		\$248,000.00	\$252,605.36	\$252,426.80
MSB-Cadence Bank	3/31/2022	1.20%	\$248,000.00	\$244.60	(\$1,500.23)		\$248,000.00	\$252,044.88	\$251,910.96
Total MSB Brokered CDs			\$2,229,000.00	\$10,249.64	(\$3,955.15)	\$0.00	\$2,229,000.00	\$2,266,758.16	\$2,263,870.14
Average MSB Brokered CD Rate		1.87%							

Collateralized Sweep Account Issuer

Collateralized Sweep Account Issuer	Maturity Date	Interest Rate	10/1/2020	Interest	Deposits	Withdrawals	10/31/2020
Security State Bank & Trust-General	on Demand	0.10%	\$14,329,210.92	\$1,165.36	\$2,046,458.36	(\$2,378,208.54)	\$13,998,626.10
Security State Bank & Trust-COB2001-I&S	on Demand	0.10%	\$57,713.92	\$4.90	\$173.95	\$0.00	\$57,892.77
Security State Bank & Trust-GOB 2013-I&S	on Demand	0.10%	\$57,737.37	\$4.94	\$967.37	\$0.00	\$58,709.68
Security State Bank & Trust-2013 Jail Project	on Demand	0.10%	\$48,349.83	\$4.10	\$0.00	\$0.00	\$48,353.93
Total Collateralized Sweep Accounts			\$14,493,012.04	\$1,179.30	\$2,047,599.68	(\$2,378,208.54)	\$14,163,582.48
Average Collateralized Sweep Account Rate		0.10%					
Total Invested Funds			\$25,284,756.83				\$25,011,670.36

Pledge Report by Maturity Date
Pledge B: GILLESPIE COUNTY - TEXAS

Receipt	Code	Cusip	ID #	Current Face	Original Face	Description	ASC	Moody / S&P	Coupon	Maturity	Book Value	Fair Value
1006		270299FC9	103353	240,000.00	240,000.00	EARLY TX REF GO AGM QTEO	HTM	NR / AA	2.000	02/15/2021	240,435.13	241,180.93
1006		486188EJ0	102402	375,000.00	375,000.00	KAUFMAN CNTY TX GO AGM	AFS	NR / AA	3.000	02/15/2021	375,891.12	377,901.52
1006		208433NE3	102168	610,000.00	610,000.00	CONROE TX WTR & SWR REV AGM QTEO	HTM	NR / AA	3.000	11/15/2021	610,171.55	610,645.39
1006		881830K69	103729	380,000.00	380,000.00	TEXARKANA TX GO QTEO	HTM	NR / AA-	3.500	02/15/2022	390,186.42	395,279.79
1006		899474UY4	103514	310,000.00	310,000.00	TULOSO-MIDWAY TX ISD REF GO PSF QTEO	HTM	NR / AAA	3.000	02/15/2022	313,898.91	321,124.78
1006		932440BS8	103584	385,000.00	385,000.00	WALLER CNTY TX GO BDS 2017 QTEO	HTM	NR / AA	3.000	02/15/2022	390,712.38	398,002.95
1006		046573GE5	103474	430,000.00	430,000.00	ATASCOSA CNTY TX C/O GO QTEO	HTM	NR / AA-	3.000	02/01/2023	439,063.50	454,733.40
1006		929831FX8	103497	450,000.00	450,000.00	WACO TX C/O GO QTEO	HTM	Aa1 / AA+	3.000	02/01/2023	458,513.33	475,883.79
1006		157789GX0	103579	480,000.00	480,000.00	CHAMBERS CNTY TX GO QTEO	HTM	NR / AA	3.000	03/01/2023	492,769.82	509,669.84
1006		006514GC1	103457	250,000.00	250,000.00	ADDICKS TX UD WW & SS GO BAM QTEO	HTM	NR / AA	2.250	09/01/2023	248,376.51	260,180.19
1006		970007LR9	103369	230,000.00	230,000.00	WILLIAMSON CNTY TX WW&SS IRR & DRAI HTM	HTM	A3 / AA	3.000	09/01/2023	232,659.55	234,618.60
1006		016140NG6	103484	210,000.00	210,000.00	ALICE TX REF GO AGM QTEO	HTM	NR / AA	4.000	02/01/2024	219,657.20	233,638.37
1006		286525QG8	103472	395,000.00	395,000.00	ELGIN TX C/O GO BAM QTEO	HTM	Baa1 / AA	4.000	07/15/2024	418,433.61	439,676.91
1006		877294SS8	103577	260,000.00	260,000.00	TAYLOR TX GO REF BDS 2017 QTEO	HTM	NR / AA-	4.000	08/15/2024	278,452.87	293,648.49
1006		006514GD9	103458	250,000.00	250,000.00	ADDICKS TX UD WW & SS GO BAM QTEO	HTM	NR / AA	2.500	09/01/2024	248,703.95	261,191.63
1006		046573GC0	103487	460,000.00	460,000.00	ATASCOSA CNTY TX C/O GO QTEO	HTM	NR / AA-	3.000	02/01/2025	473,338.42	506,229.78
1006		078275X25	103451	925,000.00	925,000.00	BELLAIRE TX REF GO QTEO	HTM	NR / AA-	2.000	02/15/2025	914,194.96	985,932.46
1006		513642EA2	102484	245,000.00	245,000.00	LAMPASAS TX GO SINKING FUND QTEO	HTM	NR / AA	3.000	02/15/2025	245,483.72	246,732.72
1006		38588NEZ8	102903	250,000.00	250,000.00	GRAND LAKES MUD #1 TX GO AGM QTEO	AFS	NR / AA	4.000	04/01/2025	254,157.10	260,673.30
1006		622707RU3	102910	250,000.00	250,000.00	MOUNT PLEASANT TX ISD GO BAM SINK Q	HTM	A1 / AA	3.500	08/15/2025	250,000.00	252,198.27
1006		770043KPI	102653	250,000.00	250,000.00	ROANOKE TX GO QTEO	HTM	NR / AA	3.750	08/15/2025	251,674.66	256,129.45
1006		89440AFZ6	103395	295,000.00	295,000.00	TRAVIS CNTY TX MUD #11 REF GO BAM SIK	AFS	NR / AA	4.000	08/15/2025	311,530.15	318,564.89
1006		626752SV2	102862	285,000.00	285,000.00	MURPHY TX WW & SS GO SINK QTEO	HTM	NR / AA	3.500	02/15/2026	292,461.08	311,250.76
1006		26206IMV3	103666	250,000.00	250,000.00	DRIPPING SPRINGS TX ISD GO PSF QTEO	HTM	NR / AAA	3.000	08/15/2026	252,304.61	255,100.92
1006		34682EKR3	103295	585,000.00	585,000.00	FORT BEND CNTY TX MUD #123 GO BAM Q	AFS	A3 / AA	4.000	09/01/2026	613,203.40	637,843.65
1006		016140NL5	103483	490,000.00	490,000.00	ALICE TX REF GO AGM QTEO	HTM	NR / AA	4.000	02/01/2028	515,900.25	562,342.75
1006		566022QD4	102870	500,000.00	500,000.00	MARBLE FALLS TX GO QTEO	HTM	NR / AA	4.000	02/01/2028	519,373.84	550,856.04
1006		626752SX8	102861	305,000.00	305,000.00	MURPHY TX WW & SS GO SINK QTEO	HTM	NR / AA+	4.000	02/15/2028	315,548.85	337,375.83
1006		31307CQS0	102578	271,845.48	271,845.48	FILM.C. #24065	HTM		2.500	06/01/2028	271,024.63	282,889.20
1006		36179NFD5	102601	267,343.44	267,343.44	GNMA II #MA1064	HTM		2.500	06/20/2028	266,243.98	277,535.91
1006		36179NHJ0	102604	249,787.75	249,787.75	GNMA II #MA1133	HTM		2.500	07/20/2028	249,542.39	259,310.91
1006		121295FY0	103325	480,000.00	480,000.00	BURKBURNETT TX C/O WW & SS GO BAM: HTM	HTM	NR / AA	3.000	02/15/2029	501,758.02	528,629.33
1006		921237DH3	103520	255,000.00	255,000.00	VAN TX C/O GO BAM SINKING FUND QTEO	HTM	A3 / AA	3.000	08/15/2029	257,226.75	282,455.42
1006		894520E43	103394	345,000.00	345,000.00	TRAVIS CNTY TX WTR CTL. & IMPT DIST #01	AFS	NR / AA	4.000	11/01/2029	345,000.00	345,000.00
1006		492350DF7	103350	270,000.00	270,000.00	KERR CNTY TX C/O GO QTEO	HTM	NR / AA	4.000	02/15/2030	271,915.73	272,765.60
1006		782203CD3	103496	425,000.00	425,000.00	RUSK TX WW & SWR SYS C/O BAM-TCRS G	AFS	NR / AA	4.000	02/15/2030	433,466.07	441,579.34
1006		924648JS8	103392	525,000.00	525,000.00	VERNON TX REF GO MAC SINKING FUND Q	HTM	NR / AA	4.000	03/15/2030	576,928.22	603,776.48

Note: Refer to the U.S. Government and Agency Ratings report for ratings on treasury, agency and pass through securities.



(210) 224-5492
(210) 224-8787

960 McAllister Freeway, Suite 301, San Antonio, Texas 78216-4633

II. Pledge & Safekeeping Reports

Pledge Report by Maturity Date
Pledge B: GILLESPIE COUNTY - TEXAS

Receipt	Code	Cusip	ID #	Current Face	Original Face	Description	ASC	Moody / S&P	Coupon	Maturity	Book Value	Fair Value
1006	488818EP6		103449	215,000.00	215,000.00	KENEDY TX C/O GO SINKING FUND QTEO	HTM	NR / AA-	4.000	05/01/2030	228,016.92	243,424.08
1006	970667WL1		103732	500,000.00	500,000.00	WILLIS TX ISD REF BDS 2012 GO PSF QTEO	HTM	Aaa / NR	2.750	02/15/2031	506,610.38	515,407.52
1006	077131IT8		103490	285,000.00	285,000.00	BEEVILLE TX C/O GO AGM SINKING FUND C JTM	HTM	NR / AA	4.000	08/15/2031	300,192.46	316,185.46
1006	244109P32		103361	245,000.00	245,000.00	DEER PARK TX C/O GO QTEO	HTM	NR / AAA	4.000	03/15/2032	247,266.63	248,272.99
1006	3128P73X9		102571	386,876.45	1,000,000.00	FHLMC C #91714	HTM		3.000	07/01/2033	385,624.22	406,824.77
1006	36225C5S1		101528	67,396.52	1,000,000.00	GNMA II #80856 ADJ RT	AFS		3.000	03/20/2034	67,384.34	69,077.24
1006	36225DH49		101551	81,645.96	2,000,000.00	GNMA II #81150 ADJ RT	AFS		3.125	11/20/2034	81,645.96	83,503.10
1006	36225DHX5		101552	39,828.10	2,000,000.00	GNMA II #81145 ADJ RT	AFS		3.125	11/20/2034	39,787.56	40,638.31
1006	36225E5X6		101907	75,781.75	1,000,000.00	GNMA II #82661 ARM	AFS		3.125	11/20/2040	75,781.75	77,820.22
1006	36225E5X6		101913	75,781.75	1,000,000.00	GNMA II #82661 ARM	AFS		3.125	11/20/2040	75,781.75	77,820.22
				15,406,287.20	24,991,948.00				3.278		15,748,294.65	16,361,543.50

Items 47

10/29/20 Pledged security released • 315,000.00
16,016,543.50

Status Codes: N = New Purchase S = Sold M = Matured C = Called O = Paid Off * = Pre-refunded T = ASC 320 Transfer I = Impaired
Note: Refer to the U.S. Government and Agency Ratings report for ratings on treasury, agency and pass through securities.

Gillespie County
Kelly Eckhardt, County Treasurer
101 West Main St
Rm 5
Fredericksburg, TX 78624

Custodial Letter of Credit
Pledge Allocation Pledge Receipt

Pledge Reference #: 27000316-4 Member FHFA ID: 13389 Effective Date: 05/04/2020

Pledge allocation for the above beneficiary has been pledged by

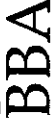
Security State Bank & Trust
P.O. Box 471
Fredericksburg, TX 78624

Pledged Amount: \$10,000,000.00

Letter of Credit # 27000316
LOC Maturity Date 12/20/2021
LOC Issue Date 12/20/2019

~~IN ORDER TO COMPLY WITH 2257.045(C)(2) OF THE TEXAS GOVERNMENT CODE, PROMPTLY, BY THE CLOSE OF BUSINESS TODAY, DELIVER A COPY OF THIS TRUST RECEIPT TO YOUR DEPOSITOR.~~

Pledges By Pledgee And Maturity



Pledged To: GILLESPIE CO

Texas Regional Bank - McAllen, TX

As Of 10/31/2020

Page 25 of 37

Receipt# Safekeeping Location	CUSIP Location	ASC 320 Maturity	Description Maturity	Prerefund	Pool/Type Coupon	Moody S&P	Original Face Pledged Percent	Pledged			
								Original Face	Par	Book Value	Market Value
FHLB: FED HOME LOAN BANK	31410LGN6 AFS	FNMA 15YR	01/01/27		890405	3.50	1,655,000.00 100.00%	1,655,000.00	219,496.25	226,075.11	232,262.72
FHLB: FED HOME LOAN BANK	3128MECD1 AFS	FHLMC 15YR	11/01/29		G15268	3.50	1,700,000.00 100.00%	1,700,000.00	540,940.02	567,269.08	587,515.29
FHLB: FED HOME LOAN BANK	3138ETYH3 AFS	FNMA 20YR	04/01/36		AL8811	4.00	1,625,000.00 100.00%	1,625,000.00	795,704.65	843,736.43	875,827.41
3 Securities Pledged To: L - GILLESPIE CO								4,980,000.00	1,556,140.92	1,637,080.62	1,695,605.42

Although the information in this report has been obtained from sources believed to be reliable, its accuracy cannot be guaranteed.
11/2/2020 1:18 PM - JDB / TRBC